

THE FLORIDA ORIENTEER

VOLUME 19, ISSUE 1





FEBRUARY 2008

Rules for Participation in FLO Events

- 1. Be prepared:**
 - Dress properly for hiking or running in the woods.
 - **Every** participant carries their own water - regardless of age.
 - Use sunscreen and bug spray.
- 2. Read, understand, and know how to follow the [Emergency Rules and Procedures](#).**
- 3. You must return to the Finish before 3:00 pm.** There is also a 3 hour time limit. If you exceed this limit your time will be recorded as 'Over Time'. This is equivalent to 'Did not Finish'.
 - **Always** check in at Finish, whether you have completed the course or not.
 - This is **mandatory**, whether you are competing or not, since it may eliminate an unnecessary Search & Rescue Operation at the end of the day.
- 4. Know the Safety Bearing** before starting the course.
 - If it is not printed on your Control Description sheet or on other event materials - ask the nearest FLO event official for guidance.
 - Be certain everyone in your group understands **before** setting out.
- 5. Group members must stay together throughout the course, and must finish together.**
 - This is the fair way to compete.
 - It is also **vital** for safety reasons.
- 6. Select a course consistent with your current skills.** Do not **move up** until you are prepared.
 - Attempting a more advanced course before you are ready increases the likelihood of failing to finish.
 - Failing to finish a course is frustrating, and it is time wasted, which could have been spent honing your navigational skills.
 - Attempting an Advanced level course and failing to finish results in bad habits being formed or no real learning taking place.
- 7. Fill out the FLO registration form completely and legibly.** This insures that someone will know if you fail to return, and proper steps can be taken.
- 8. Volunteer!** OK - so we won't kick you out if you don't. But, volunteers are necessary to run every event. And, if the same people volunteer event after event, they tend to burn out. Please refer to the [Event Volunteer Guide](#).
- 9. ROTC, Scout, and other non-profit groups** interested in holding an Orienteering Event - please refer to our web site for [Terms and Conditions](#) for support by Florida Orienteering.

We want everyone to improve their orienteering skills, and challenge themselves mentally and physically, while enjoying the orienteering experience. **Following FLO Rules will help ensure that everyone - participants and FLO volunteers alike - have a great day.**

UPCOMING EVENTS

FLO CALENDAR OF EVENTS – 2008		
Sat – Feb 9	Moss Park / Split Oak Forest, SE Orlando, FL. Courses: W Y P O G R (P = Pink is a long Yellow)	CS: Will Pirnasch, EC: John Ide
<p>  Go 2 miles south of SR 528 (BeachLine Expressway) on SR 15. Turn east on Moss Park Road. It is 3 miles to the park entrance. Entry fee: \$1/Person (NO pets allowed)</p>		
Sat – Mar 8	Croom Tract – Withlacoochee State Forest, Brooksville Courses: W Y O G R (Updated map)	CS: Ales/ B. Putnam, EC: Donna Fluegal
<p>  From Orlando, take SR 50 West to 3 miles after US 301. Turn right on Croom-Rital Rd. From I 75, take exit 301 onto SR 50 East. Go 1 mile then turn left on Croom-Rital Rd. Both: Continue 7 miles (paved) then 6 more (unpaved) on FR 6 (now heading west.). Entry Fee: \$1/Person (Honor system)</p>		
Sat – Apr 12	Ocala National Forest – Billies Bay, Alexander Springs Courses: W Y O G R (Updated map)	CS: J. Linforth, EC: JL/Ray Bruneau
<p>Go 5.5 miles north of Altoona on SR 19, turn right towards Alexander Springs (east) onto CR 445. See web site for alternate directions. Entry Fee: None</p>		
Sat – May 10	Ocala National Forest – Shockley, Paisley Courses: W Y O G R (Updated map)	CS: Will Pirnasch, EC: Volunteer needed
<p>From US 17 in Deland, go west approx 5 miles on SR 44, turn right (west) onto CR 42. Go 9.5 miles to Paisley and turn right (north) on Rancho Road. After 1/2 mile it turns into Forest Road 538, (dirt road). Continue to staging area. See Web Site for alternate directions. Entry Fee: None</p>		
Sat – Jun 14	Little Big Econ State Forest, Oviedo Courses: W Y O G R	CS: Bob Putnam, EC: Bob Putnam
<p>Barr Street trail head: Located 3 miles northeast of Oviedo, on Geneva Road (SR 426) Entry Fee: \$1/Person – honor system. See Web Site for more information.</p>		

All dates are tentative. Please check hotline (407) 672-7070 or Web Site: <http://www.floridaorienteing.org/>

All starts are from 10 AM until 1 PM, unless otherwise noted – RAIN OR SHINE

Pre-registration and membership not required, unless otherwise noted – events are open to ALL



FLO MEMBERSHIP APPLICATIONS
are available at FLO events & on-line at the
FLO web-site

or

by contacting Mike Dempsey:
655 Little Wekiva Road
Altamonte Springs, FL. 32714

Do Your Part to Save the Environment

Get your newsletter fast. No more snail mail. Save resources, for FLO and for our world, switch to electronic delivery.

Plus, get full color pictures & active web links in the e-version!

If this sounds right for you - please e-mail Mike at:

news@FloridaOrienteing.org

VOLUNTEERS HAVE MORE FUN – VOLUNTEERS DO IT BETTER – VOLUNTEERS ARE SMARTER